Businessmen (12/13)	BIG "O" TIRES				
Bowler Name:	**Ralph G.**				
Average	202.90	**Tm Record**	21-11-2	**Pwr Wins**	639
# Games	96	**Indiv Pts**	47.5	**OverAvg**	43
Total Pins	19478	**% Tm Pts**	12.04%	**AvgFinish**	19.34

Category	Stat	Rank
Average	202.90	24
AvgDiff	5.00	24
Most Imprv	0.90	22
Power%	50.55%	28
GmsOvr%	44.79%	50

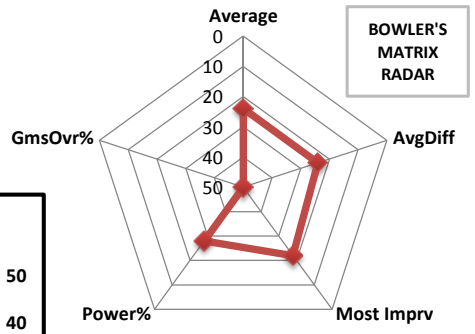

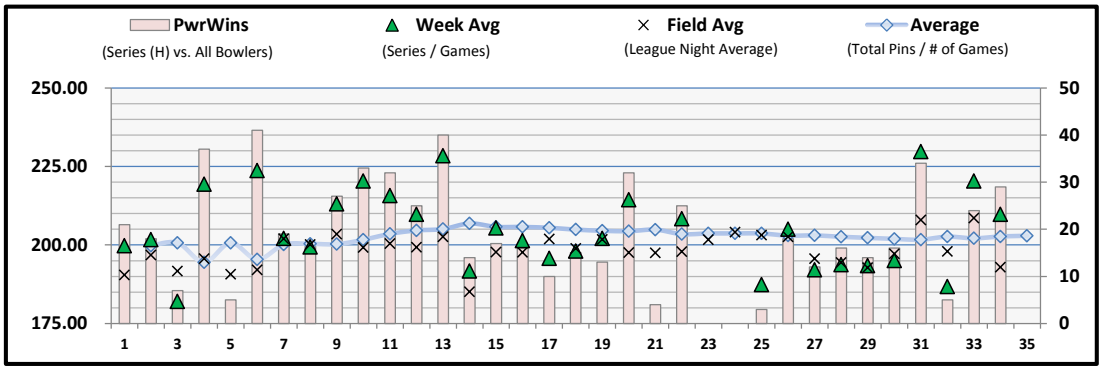

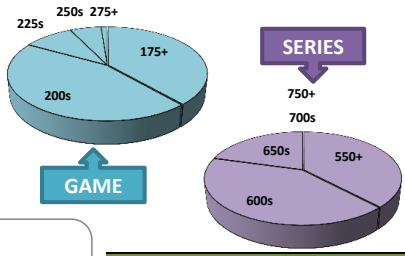

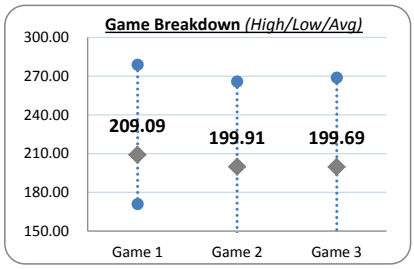

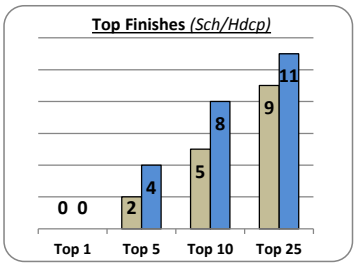



Lane	Games	Avg
25-26	21	*205.38*
27-28	18	*203.22*
29-30	18	*203.33*
31-32	15	*191.73*
33-34	6	*205.50*
35-36	18	*207.67*

Week #	Avg	Game_1	Game_2	Game_3	Series	Avg +/-	Change	Avg Diff	PwrWins	Points	Sch/Hdcp	Strike %	GM Trend
Week_01		213	222	164	599	0.00	0.00	9.28	21	1.0	17 / 17	29-30	
Week_02	199.67	225	182	198	605	6.00	1.00	4.88	18	2.0	23 / 26	25-26	
Week_03	200.67	190	151	205	546	(56.00)	(6.22)	(9.66)	7	0.0	30 / 35	31-32	
Week_04	194.44	185	205	***268***	658	74.67	6.22	23.74	37	2.0	6 / 4	27-28	
Week_05	200.67	174	213	135	522	(80.00)	(5.33)	(16.63)	5	1.0	34 / 36	29-30	
Week_06	195.33	***256***	206	209	***671***	85.00	4.72	31.64	41	3.0	4 / 2	35-36	
Week_07	200.06	211	218	177	606	5.83	0.28	0.07	19	0.0	22 / 22	25-26	
Week_08	200.33	214	188	196	598	(3.00)	(0.13)	(0.78)	17	1.0	22 / 23	27-28	
Week_09	200.21	212	195	232	639	38.38	1.42	9.54	27	1.0	16 / 13	31-32	
Week_10	201.63	184	***266***	211	***661***	56.11	1.87	21.16	33	1.0	9 / 8	25-26	
Week_11	203.50	244	180	223	647	36.50	1.11	15.25	32	2.0	11 / 10	25-26	
Week_12	204.61	228	199	202	629	15.18	0.42	10.44	25	2.5	17 / 16	33-34	
Week_13	205.03	236	180	***269***	***685***	69.92	1.79	25.75	40	2.0	5 / 2	35-36	
Week_14	***206.82***	213	144	218	575	(45.46)	(1.08)	6.61	14	2.0	22 / 29	25-26	
Week_15	205.74	195	224	197	616	(1.21)	(0.03)	7.63	17	1.0	19 / 25	27-28	
Week_16	205.71	203	205	196	604	(13.13)	(0.27)	3.70	16	2.0	20 / 27	33-34	
Week_17	205.44	194	215	178	587	(29.31)	(0.57)	(6.24)	10	2.0	26 / 30	31-32	
Week_18	204.86	213	216	165	594	(20.59)	(0.38)	(0.84)	15	3.0	22 / 27	25-26	
Week_19	204.48	202	181	223	606	(7.44)	(0.13)	0.28	13	2.0	22 / 28	29-30	
Week_20	204.35	195	202	246	643	29.95	0.50	16.77	32	2.0	12 / 7	27-28	
Week_21	204.85	174	190	160	524	(90.55)	(1.44)	(22.76)	4	0.0	37 / 39	31-32	
Week_22	203.41	218	246	161	625	14.76	0.22	10.45	25	2.0	16 / 14	25-26	
Week_23	203.64	0	0	0	0	0.00	0.00	0.00	0	1.0	/	31-32	
Week_24	203.64	0	0	0	0	0.00	0.00	0.00	0	1.0	/	33-34	
Week_25	203.64	217	166	179	562	(48.91)	(0.71)	(15.78)	3	0.0	31 / 36	27-28	
Week_26	202.93	224	197	194	615	6.22	0.09	2.41	18	0.0	23 / 20	29-30	
Week_27	203.01	171	216	189	576	(33.04)	(0.44)	(3.62)	12	1.0	23 / 28	35-36	
Week_28	202.57	200	190	191	581	(26.72)	(0.34)	(0.68)	16	2.0	23 / 24	27-28	
Week_29	202.23	194	200	186	580	(26.69)	(0.33)	0.62	14	0.0	22 / 25	31-32	
Week_30	201.90	185	203	197	585	(20.70)	(0.25)	(2.12)	16	1.0	24 / 24	35-36	
Week_31	201.65	205	254	230	***689***	84.04	0.97	21.75	34	3.0	11 / 5	29-30	
Week_32	202.62	221	173	166	560	(47.86)	(0.53)	(11.26)	5	1.0	30 / 34	35-36	
Week_33	202.09	***279***	181	201	***661***	54.73	0.59	11.77	24	1.0	11 / 12	35-36	
Week_34	202.68	216	189	224	629	20.97	0.22	16.75	29	2.0	9 / 9	29-30	
Week_35	202.90	*****SWEEPER*********SWEEPER*********SWEEPER*********SWEEPER*********SWEEPER*********SWEEPER*****											
Average	202.57	209.09	199.91	199.69	608.69	39.88	1.43	11.93	19.97	1.70	20 / 21		