Businessmen (12/13)	T-N-T PRO SHOP
Bowler Name:	**Tom H.**

Average	212.88	**Tm Record**	17-16-1	**Pwr Wins**	696
# Games	102	**Indiv Pts**	58.0	**OverAvg**	50
Total Pins	21714	**% Tm Pts**	16.74%	**AvgFinish**	13.53

Category	Stat	Rank
Average	212.88	11
AvgDiff	14.70	11
Most Imprv	8.88	7
Power%	51.74%	23
GmsOvr%	49.02%	38

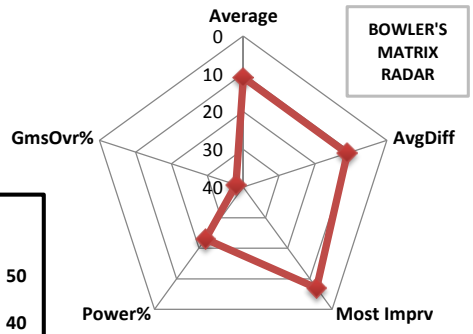

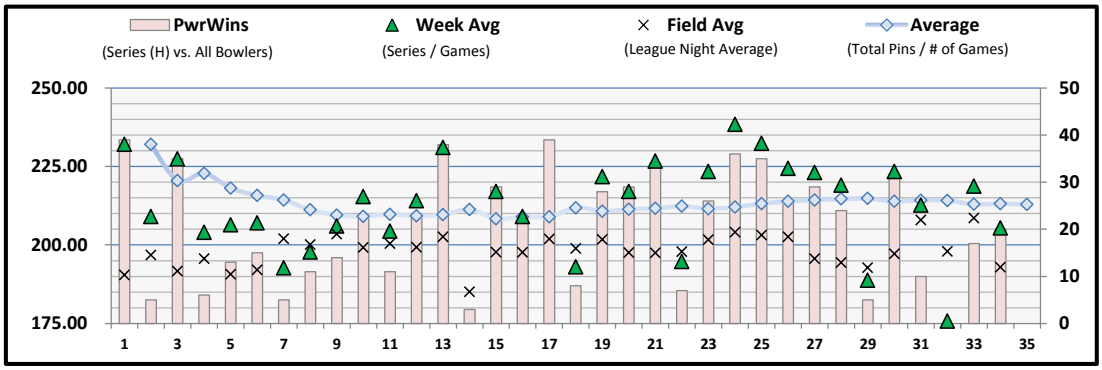

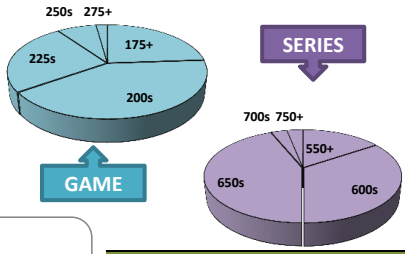

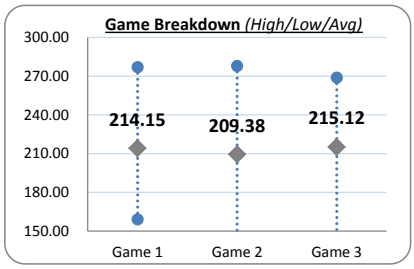

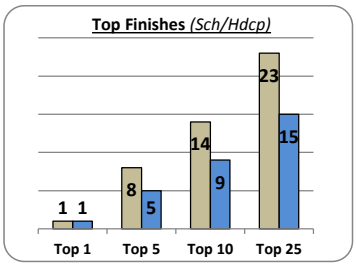



Lane	Games	Avg
25-26	9	*216.33*
27-28	21	*206.10*
29-30	18	*215.89*
31-32	21	*205.86*
33-34	15	*223.40*
35-36	18	*215.50*

Week #	Avg	Game_1	Game_2	Game_3	Series	Avg +/-	Change	Avg Diff	PwrWins	Points	Sch/Hdcp	Strike %	GM Trend
Week_01		214	225	257	***696***	0.00	0.00	41.61	39	2.0	3 / 3	27-28	
Week_02	***232.00***	216	199	212	627	(69.00)	(11.50)	12.21	5	3.0	13 / 39	25-26	
Week_03	220.50	239	218	225	682	20.50	2.28	35.67	35	3.0	4 / 7	29-30	
Week_04	222.78	224	222	166	612	(56.33)	(4.69)	8.41	6	2.0	13 / 35	31-32	
Week_05	218.08	247	198	174	619	(35.25)	(2.35)	15.70	13	1.0	9 / 28	35-36	
Week_06	215.73	205	212	204	621	(26.20)	(1.46)	14.98	15	2.0	13 / 28	33-34	
Week_07	214.28	173	191	214	578	(64.83)	(3.09)	(9.27)	5	1.0	26 / 36	27-28	
Week_08	211.19	181	213	199	593	(40.57)	(1.69)	(2.44)	11	1.0	24 / 29	31-32	
Week_09	209.50	200	194	224	618	(10.50)	(0.39)	2.54	14	1.0	17 / 26	33-34	
Week_10	209.11	229	205	212	646	18.67	0.62	16.16	23	3.0	15 / 18	31-32	
Week_11	209.73	192	231	190	613	(16.20)	(0.49)	3.91	11	1.0	22 / 31	27-28	
Week_12	209.24	213	216	213	642	14.27	0.40	14.77	23	2.0	12 / 17	29-30	
Week_13	209.64	190	234	***269***	***693***	64.08	1.64	28.41	38	3.0	2 / 4	25-26	
Week_14	211.28	180	193	137	510	(123.85)	(2.95)	(15.06)	3	1.0	35 / 41	31-32	
Week_15	208.33	215	245	191	651	26.00	0.58	19.29	29	2.0	13 / 13	27-28	
Week_16	208.91	204	194	229	627	0.27	0.01	11.36	22	1.0	16 / 21	25-26	
Week_17	208.92	227	***278***	***268***	***773***	146.25	2.87	55.76	39	3.0	1 / 1	33-34	
Week_18	211.78	222	131	226	579	(56.35)	(1.04)	(5.84)	8	0.0	27 / 34	29-30	
Week_19	210.74	***277***	192	196	665	32.78	0.58	19.95	28	1.0	9 / 13	35-36	
Week_20	211.32	221	199	231	651	17.05	0.28	19.44	29	1.0	11 / 13	31-32	
Week_21	211.60	213	214	253	680	45.20	0.72	29.24	34	2.0	9 / 9	35-36	
Week_22	212.32	194	205	185	584	(52.95)	(0.80)	(3.21)	7	1.0	26 / 32	35-36	
Week_23	211.52	170	246	254	670	35.45	0.51	21.72	26	2.0	9 / 12	29-30	
Week_24	212.03	248	256	211	***715***	78.91	1.10	34.28	36	2.0	3 / 4	35-36	
Week_25	213.13	237	217	243	***697***	57.63	0.77	29.22	35	3.0	5 / 4	27-28	
Week_26	213.89	224	213	236	673	31.32	0.40	21.74	26	1.0	6 / 13	31-32	
Week_27	214.29	235	230	204	669	26.12	0.32	27.38	29	3.0	5 / 9	33-34	
Week_28	214.62	***274***	171	212	657	13.15	0.16	24.66	24	1.0	5 / 15	29-30	
Week_29	214.77	179	169	218	566	(78.32)	(0.90)	(4.05)	5	1.0	23 / 34	27-28	
Week_30	213.87	220	225	225	670	28.38	0.32	26.22	31	2.0	9 / 9	33-34	
Week_31	214.19	244	191	203	638	(4.57)	(0.05)	4.75	10	2.0	17 / 29	31-32	
Week_32	214.14	159	171	197	527	(115.42)	(1.20)	(22.26)	0	1.0	35 / 39	27-28	
Week_33	212.94	236	205	215	656	17.19	0.17	10.10	17	2.0	12 / 19	29-30	
Week_34	213.11	179	216	221	616	(23.33)	(0.23)	12.41	20	1.0	11 / 18	35-36	
Week_35	212.88	*****SWEEPER*********SWEEPER*********SWEEPER*********SWEEPER*********SWEEPER*********SWEEPER*****											
Average	213.31	214.15	209.38	215.12	638.65	37.40	0.76	20.81	21.09	1.76	14 / 21		